

Bishop Vaughan Catholic School



**ANNUAL REPORT
OF THE
SCHOOL GOVERNING BODY
2017 - 2018**

Report of the Governing Body concerning the discharge of its functions during the school year 2017-2018.

Bishop Vaughan School is a Catholic Voluntary Aided School in the Diocese of Menevia. The school caters for the religious, educational and pastoral needs of Catholic children between the ages of 11-18 from Swansea and the surrounding area.

INTRODUCTION

This is the Annual Report of the Governing Body for 2017-2018 and gives you a useful insight into some of the key features of the school and its performance. Please take time to read it and absorb the details.

Governors are appointed to ensure that objectives are met and that planning for the future is both visionary and realistic. We are here to support and encourage our Headteacher, Senior Leadership Team and all school personnel so that children have access to a rich education and the opportunities they deserve.

As governors we become involved with a variety of issues including finance, pupil welfare, policies, building/grounds maintenance and staff appointments. However, without a doubt, we consider that our most important role is to ensure the highest of standards in relation to the welfare and education of the pupils.

We are justifiably very proud of the children in our school. In addition, this is an opportunity for me to thank all the parents who encourage and support their children so admirably. In a good school, such as ours, parents take a great interest in their child's learning and development.

I believe that at Bishop Vaughan Catholic School, governors, staff, parents and children work as a team, building on success, in a happy, creative, high-attaining environment where everyone feels valued. Parents and governors have key roles in helping the school to maintain high standards for all our children, both now and for future generations.

Welsh Government statutory guidance enables parents to request up to three meetings in a school year with the governing body. There is no longer a requirement for governing bodies to hold an annual parents' meeting but they may continue to call parents' meetings if they believe that an issue needs to be discussed. The purpose of a meeting requested by parents should be to discuss issues directly relating to the school, not individual pupil progress and achievement or grievances against a member of staff or the governing body. Of course governors would hope that concerns are first raised with the school.

If 10% of the parents of registered pupils at the school or the parents of 30 pupils registered at the school, whichever is the lower number, request a meeting with governors, the school governing body is required to hold a meeting.

Should you wish to contact me to discuss any matter, please do so by first contacting our Headteacher. I look forward to meeting as many of you as possible throughout the forthcoming year.

Steve Avo
Chair of the Governing Body

THE GOVERNING BODY

The following people can be contacted through Bishop Vaughan School:

Chair: Mr S Avo
Vice Chair: Mr J Williams
Clerk to the Governors: Mr M Jones

The Governors of the School for the academic year 2017-18 were:

Name	Position	Term of office
Mrs E Pole	Acting Headteacher	Ex officio
Mr S Avo	Chair and Foundation Governor	07/03/2020
Mr J Williams	Vice Chair and Parent Governor	19/01/2020
Mr D Cushion	Foundation Governor	13/09/2021
Mr A Gwynn	Foundation Governor	13/09/2021
Mr R Hutchins	Foundation Governor	31/08/2018
Mrs A Jones	Foundation Governor	07/03/2020
Mr D Lewis	Foundation Governor	01/02/2020
Mr P McCarthy	Foundation Governor	07/03/2020
Fr C Thadathil	Foundation Governor	13/09/2021
Mr J Twist	Foundation Governor	07/03/2020
Fr M Usher	Foundation Governor	13/09/2021
Mr J Blackburn	Local Authority Governor	25/04/2022
Cllr S Pritchard	Local Authority Governor	20/06/2021
Ms H Fage	Parent Governor	07/03/2020
Mrs C Steward	Parent Governor	07/03/2020
Mrs E-J Gwyther	Staff Governor	05/10/2021
Mr D Crudge	Teacher Governor	31/10/2021
Mrs H Hansen	Teacher Governor	12/10/2021

S52 EDUCATION BUDGET STATEMENT

Year: 2017-18

LEA Name: City and County of Swansea

LEA Code: 670

UA Code: 532

(1)	(2)	(3)	(4)	(5)	(6)	(7)	(8)	(9)
School name	Official reference number	School opening/closing O/C	Date opening/closing	Number of pupils	Budget share		Notional S.E.N. budget £k	Non-IsB Funds devolved to schools £k
					Per school £k	Per pupil £		

Secondary schools

Birchgrove	4075			478	2,843	5,950	442	232
Bishop Gore School	4044			1,394	5,607	4,023	712	451
Bishop Vaughan School	4600			1,451	6,010	4,143	499	400
Bishopston Comprehensive	4069			1,097	4,760	4,339	585	185
Cefn Hengoed	4031			731	3,710	5,078	621	401
Dylan Thomas Community School	4076			492	3,228	6,564	923	366
Gowerton Comprehensive School	4063			1,095	4,915	4,490	689	218
Morrison Comprehensive	4033			897	4,624	5,154	697	299
Olchfa School	4032			1,718	7,055	4,106	503	226
Pentrehafod School	4043			954	4,604	4,826	805	425
Penyrheol Comprehensive School	4062			886	4,180	4,717	425	275
Pontarddulais Comprehensive School	4072			782	3,639	4,651	469	192
Ysgol Gyfun Gwyr	4074			911	4,023	4,418	255	140
Ysgol Gyfun Gymraeg Bryn Tawe	4078			802	3,782	4,716	315	162

(11) Totals/average secondary schools

13,687	62,981	4,601	7,940	3,972
---------------	---------------	--------------	--------------	--------------

BISHOP VAUGHAN COMPREHENSIVE

STATEMENT OF ACTUAL EXPENDITURE 2017/18
FINANCIAL YEAR

	Delegated Expenditure £	Non-Delegated Expenditure £	Total Net Expenditure £
Teachers Salaries	3,776,714	32,108	3,808,822
Salaries	1,187,990	3,505	1,191,495
Other Employee Costs	825	214,582	215,408
Premises	217,844	0	217,844
Transport	15,489	340,931	356,420
Supplies & Services	813,824	0	813,824
Recharges	131,900	0	131,900
Gross Expenditure	6,144,587	591,126	6,735,712
Grant Income	-389,818		-389,818
Other Income	-190,062	-6,956	-197,019
Gross Income	-579,880	-6,956	-586,837
Net Expenditure	5,564,706	584,170	6,148,876

CLOSING BALANCES 2017/18

£

FORMULA ALLOCATION 2017/18

5,945,569

TOTAL NET EXPENDITURE 2017/18

5,564,706

UNDER SPEND 2017/18

380,863

BALANCE ON RESERVES 1/04/17

-442,366

Transfer from reserves 2017/18

380,861

BALANCE ON Deficit 31/03/18

-61,503

TERM DATES FOR THE NEXT SCHOOL YEAR:**2019 - 2020**

		HALF TERM HOLIDAYS		
Term	Term begins	Begins	Ends	Term ends
Autumn 2019	Monday 2nd September	Monday 28th October	Friday 1st November	Friday 20th December
Spring 2020	Monday 6th January	Monday 17th February	Friday 21st February	Friday 3rd April
Summer 2020	Monday 20th April	Monday 25th May	Friday 29th May	Monday 20th July

SCHOOL DAY:

The school day is organised into five one hour periods. An extra five minutes is given to the period 5 session for the marking of statutory registers.

Times of Sessions:

08.50 - 09.10	Act of Worship, Tutorial or Assembly
09.10 - 10.10	Lesson 1
10.10 - 11.10	Lesson 2
11.10 - 11.25	Break
11.25 - 12.25	Lesson 3
12.25 - 13.25	Lesson 4
13.25 - 14.20	Lunch
14.20 - 15.25	Lesson 5

ACTION TAKEN TO REVIEW SCHOOL POLICIES

There is a continuous process of review of school policies and these can be viewed on our school website.

During the academic year 2017-2018 Governors adopted updates to the Anti-Bullying Policy, the Non-Examination Policy, the Physical Intervention Policy and the Complaints Policy.

LINKS WITH THE COMMUNITY

Bishop Vaughan School has actively worked with the local community, residents, parishes and local schools including our feeder schools.

Children in Need: Bishop Vaughan supported Pudsey and the work of Children in Need all around the country, raising £100 with a spotted-themed bake sale.

Operation Christmas Child – Shoebox Appeal: Our traditional Shoebox Appeal in aid of the Samaritan's Purse began a little later this year meaning that there was just one week between announcing the appeal and the collection of the boxes. However, this did not deter the generosity and enthusiasm of the school community, and in fact, 75 boxes were donated. With assemblies delivered by the charity team, donations were made of boxes and wrapping paper, as well as gifts to go inside and donations for transport costs. The Charity team reflected that it was an incredible opportunity to share our faith and hope with those in need this Christmas and passed on thanks to all that organised, donated, packed and checked the boxes.

Parish Christmas Mass & Party: As part of the Christmas celebrations members of the local parishes were invited for Mass and a Christmas Party. A celebratory Mass was organised by the Liturgy Ambassadors and the charity group supported this by providing "silver service" and refreshments at the party. An enjoyable afternoon was had by all. As part of the entertainment pupils performed a mini cabaret while the visitors enjoyed a light selection of refreshments.

HCPT Talent Show: The charity group prepared and delivered assemblies highlighting the importance of the HCPT charity and the close ties it has with the school. They then planned the talent show, preparing posters, tickets and a light programme of entertainment. They held auditions and sold tickets at break and lunchtimes. After auditions, the final line up was selected and the group set about preparing logistics for the event, perfecting a script as they prepared to host the show. An audience of 400 enjoyed a fun filled show with acts which included singing, dancing, a magician and even a few funny teacher acts. The charity team collected the donations and all money raised was sent to HCPT Swansea group 158. In total an impressive £653.79 was raised for the local group, of which many of our pupils are members. This will enable one and a half fares for the trip to Lourdes in Bishop Vaughan's efforts to give back and support the local community.

Christmas Jumper Day; Christmas jumper day was celebrated to support the Save the Children Appeal on the last day of term and £656.74 was raised.

Charity Group – Merit Assembly: As a way of thanking the pupils who have played an important part in organising and delivering the numerous charity events over the last term a special award assembly was held in the Chapel, as a chance to give thanks and reflect on the events

and campaigns of the last year.

Fundraiser for Velindre Cancer Care & Cystic Fibrosis: As part of the “Wear Red for Velindre” campaign, students wore red with a non-uniform day. The money was split between the “wear red” campaign and Cystic Fibrosis, a charity close to the hearts of students and staff at Bishop Vaughan. A generous £638.76 was raised. The money will benefit both local centres in supporting young people and their families through treatment and respite care.

Many more events have taken place and are reflective in every way of staff and students living the Gospel Values.

This academic year, there have so far been four transition days held for children from our primary feeders of St. Joseph’s Greenhill, St. Joseph’s Clydach, St. Illtyd’s, St. David’s and Gwyrosydd, with a further two days calendared before the end of the year. These days have involved pupils from Year 5 and Year 6.

Feedback has been extremely positive, particularly for the Science practical and Physical Education lessons.

Our consortium link with Morryston School continues and this relationship allows both sets of pupils to access a total of 16 subjects in two of the five option columns. On four of these courses, we continue to share the teaching equally between Bishop Vaughan and Morryston staff.

Attendance Summary Report



2. Attendance percentage of possible sessions for pupils on roll and leavers of compulsory school age only.

Age	Date of Birth	Present/Approved Educational Activity (%)			Authorised absences (%)			Unauthorised absences (%)		
		Boys	Girls	Total	Boys	Girls	Total	Boys	Girls	Total
15	1/9/01 - 31/8/02	92.1	91.1	91.6	4.8	4.8	4.8	3.1	4.1	3.6
14	1/9/02 - 31/8/03	93.5	91.7	92.5	4.8	5.4	5.2	1.7	2.9	2.3
13	1/9/03 - 31/8/04	92.6	93.2	92.9	5.7	4.7	5.2	1.7	2.1	1.9
12	1/9/04 - 31/8/05	93.6	93.3	93.5	4.6	4.8	4.7	1.8	1.9	1.8
11	1/9/05 - 31/8/06	94.3	94.7	94.5	4.3	4.0	4.1	1.5	1.4	1.4
10 or younger	1/9/06 or later	0.0	0.0	0.0	0.0	0.0	0.0	0.0	0.0	0.0
Total of all pupils		93.2	92.7	93.0	4.9	4.8	4.8	1.9	2.5	2.2

Attendance Summary Report



Annual attendance - Period: 01/09/2017 - 25/05/2018

1. Number of sessions (pupils on roll and leavers) by code

Age	Date of Birth	Sessions Possible	Present/Approved Educational Activity									Authorised absences										Unauthorised absences					Not Required To Attend	
			/	A	B	D	J	L	P	V	W	C	E	F	H	I	M	R	S	T	G	N	O	U	X	Y		
15	1/9/01 - 31/8/02	62827	50295	890	2148	47	3726	113	331	2	315	135	0	50	2366	132	2	1	0	30	0	2244	0	0	0	613		
14	1/9/02 - 31/8/03	67927	57403	1230	640	1	3195	93	276	0	378	137	0	40	2739	204	6	0	0	230	0	1332	23	0	0	657		
13	1/9/03 - 31/8/04	70564	61425	325	844	1	2376	213	352	0	187	108	0	160	3062	176	6	0	0	223	0	1075	31	0	0	684		
12	1/9/04 - 31/8/05	64583	56978	521	0	0	2557	188	110	0	161	42	0	73	2645	117	2	0	0	204	0	960	25	0	0	616		
11	1/9/05 - 31/8/06	60713	55749	0	0	3	1416	175	4	0	206	28	0	142	1992	128	6	0	0	204	0	642	18	0	0	597		
10 or younger	1/9/06 or later	0	0	0	0	0	0	0	0	0	0	0	0	0	0	0	0	0	0	0	0	0	0	0	0	0		
Total of all pupils		326614	281850	2966	3632	52	13270	782	1073	2	1247	450	0	465	12804	757	22	1	0	891	0	6253	97	0	0	3167		

SCHOOL ROLL

The numbers of pupils on the school roll as at 9th January 2018 were:

Year 7	199	Year 8	212	Year 9	231
Year 10	223	Year 11	205		
Year 12	135	Year 13	120		

The total number was 1325; 661 boys and 664 girls

This report uses data for 2017 for LA and Wales comparative information

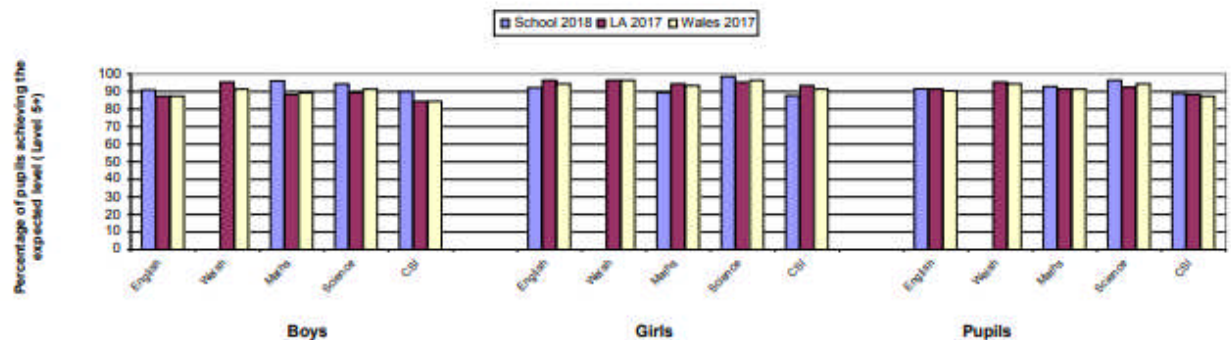
Bishop Vaughan RC School
Swansea

LA/School no: 670/4600

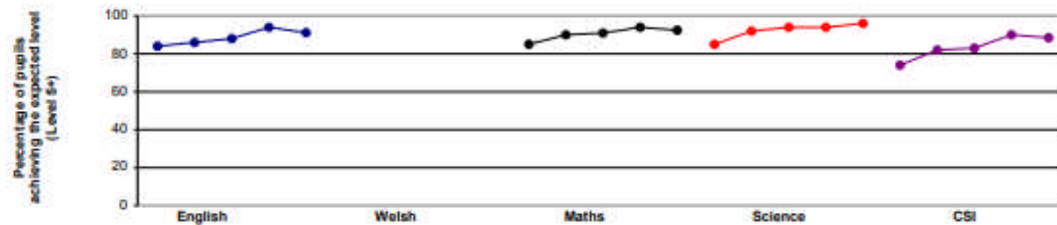
School comparative information: National Curriculum Assessments 2018 Key Stage 3

Percentage of boys, girls, and pupils achieving at least the expected level (Level 5+):

	Males			Females			Pupils		
	School 2018	LA 2017	Wales 2017	School 2018	LA 2017	Wales 2017	School 2018	LA 2017	Wales 2017
English	91	87	87	92	96	94	91	91	90
Welsh	0	95	91	0	96	96	0	95	94
Maths	96	88	89	89	94	93	92	91	91
Science	94	89	91	98	95	96	96	92	94
CSI	90	84	84	87	93	91	88	88	87



School Performance over time (2014 - 2018)



Notes:

- Figures for Welsh refer to attainment in Welsh first language only.
- CSI = Core Subject Indicator. To achieve the CSI a pupil must achieve at least the expected level 5 in both Mathematics and Science and either English or Welsh first language.
- If there were no pupils eligible for assessment in a subject for a particular year the graph will discontinue and show a gap for that year.

This report uses data for 2017 for LA and Wales comparative information

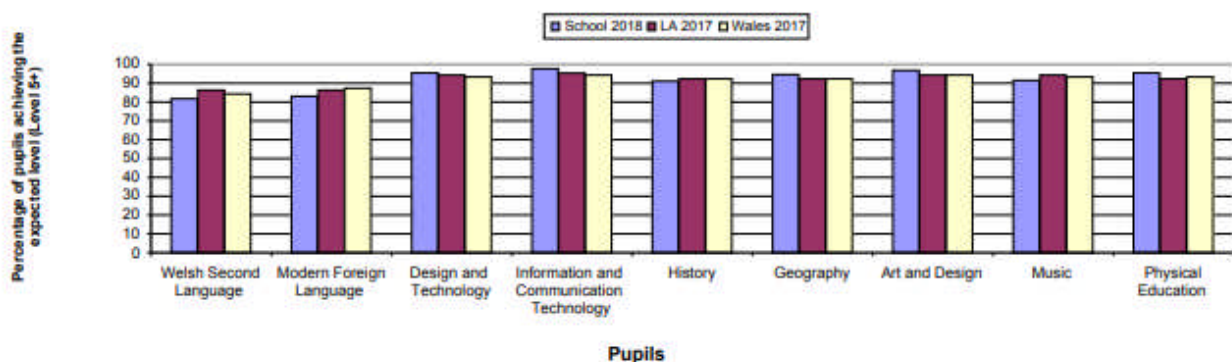
Bishop Vaughan RC School
Swansea

LA/School no: 670/4600

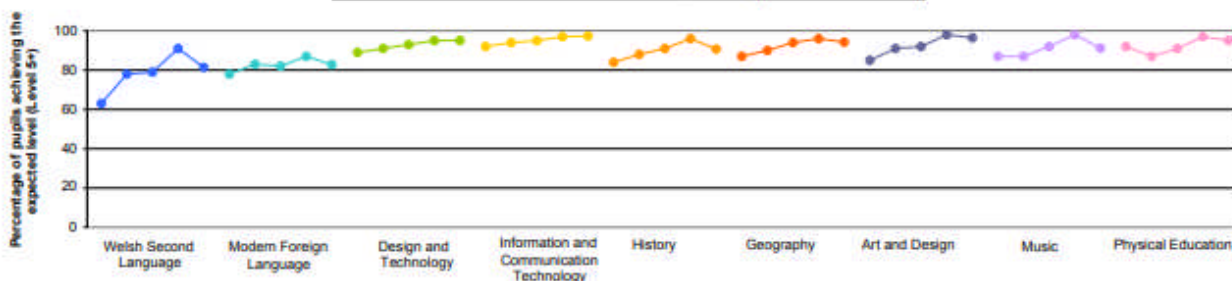
School comparative information: National Curriculum Assessments 2018 Key Stage 3

Percentage of pupils achieving the expected level (Level 5+)

	Males			Females			Pupils		
	School 2018	LA 2017	Wales 2017	School 2018	LA 2017	Wales 2017	School 2018	LA 2017	Wales 2017
Welsh Second Language	78	80	78	85	92	90	81	86	84
Modern Foreign Language	83	80	82	83	92	92	83	86	87
Design and Technology	97	91	91	93	97	96	95	94	93
Information and Communication Technology	97	93	92	97	96	96	97	95	94
History	91	89	89	90	95	95	91	92	92
Geography	95	89	89	94	96	95	94	92	92
Art and Design	97	90	90	96	97	97	96	94	94
Music	91	90	91	92	97	96	91	94	93
Physical Education	94	92	92	96	93	94	95	92	93



School Performance over time (2014 - 2018)



Notes:

1. If there were no pupils eligible for assessment in a subject for a particular year the graph will discontinue and show a gap for that year.

Pupils in Year 11

Number of pupils in Year 11 who were on roll in January 2018 : 198

Percentage of pupils in Year 11 who:

	entered at least one qualification	achieved the Level 1 threshold	achieved the Level 2 threshold	achieved the Level 2 threshold including a GCSE pass in English or Welsh first language and mathematics	Achieved 5 or more GCSE grades A*-A or equivalent	Average capped 9 (2) points score per pupil	Average capped 8 (2) wider points score per pupil
School 2017/18	99	93	65	57	21	352	323
LA Area 2017/18	99	95	70	60	22	365	337
Wales 2017/18	99	94	67	55	18	350	324
School 16/17/18	100	96	71	54	20	...	334
School 15/16/17	100	97	73	53	20	...	339

Number of boys in Year 11 who were on roll in January 2018 : 93

Percentage of boys in Year 11 who:

	entered at least one qualification	achieved the Level 1 threshold	achieved the Level 2 threshold	achieved the Level 2 threshold including a GCSE pass in English or Welsh first language and mathematics	Achieved 5 or more GCSE grades A*-A or equivalent	Average capped 9 (2) points score per pupil	Average capped 8 (2) wider points score per pupil
School 2017/18	98	92	59	51	19	337	309
LA Area 2017/18	99	94	64	54	17	349	323
Wales 2017/18	99	92	61	50	14	335	311
School 16/17/18	99	95	66	49	15	...	323
School 15/16/17	100	96	68	48	13	...	329

Number of girls in Year 11 who were on roll in January 2018 : 105

Percentage of girls in Year 11 who:

	entered at least one qualification	achieved the Level 1 threshold	achieved the Level 2 threshold	achieved the Level 2 threshold including a GCSE pass in English or Welsh first language and mathematics	Achieved 5 or more GCSE grades A*-A or equivalent	Average capped 9 (2) points score per pupil	Average capped 8 (2) wider points score per pupil
School 2017/18	100	94	70	63	23	365	334
LA Area 2017/18	99	97	77	66	28	381	352
Wales 2017/18	99	95	73	61	22	365	338
School 16/17/18	100	97	75	60	25	...	345
School 15/16/17	100	98	78	58	27	...	349

(1) For details on approved qualifications, point scores and contribution to thresholds, please see the Qualifications Wales website (QIW) at <https://www.qiw.wales/>

(2) Average capped 9 / 8 wider point scores are calculated using the best 9 / 8 results but must include certain subjects. See notes for further details.

... Data not available.

Pupils in Year 11

Number of pupils in Year 11 who were on roll in January 20 198

Percentage of pupils in Year 11 who:

	achieved an A*-C Grade in:							Core subject indicator (3)
	English / Welsh	English	Welsh (2)	Science	Maths	Maths - Numeracy	Best of Maths	
School 2017/18	88	88	0	85	82	59	83	58
LA Area 2017/18	89	88	90	88	83	82	88	58
Wales 2017/18	85	83	74	83	59	58	84	53
School 15/16/17	85	85	0	78	54
School 14/15/16	84	84	0	83	53

Number of boys in Year 11 who were on roll in January 201 93

Percentage of boys in Year 11 who:

	achieved an A*-C Grade in:							Core subject indicator (3)
	English / Welsh	English	Welsh (2)	Science	Maths	Maths - Numeracy	Best of Maths	
School 2017/18	58	58	0	62	59	59	61	51
LA Area 2017/18	60	59	85	62	59	60	64	51
Wales 2017/18	58	54	65	60	57	58	62	48
School 15/16/17	58	58	0	78	49
School 14/15/16	58	58	0	64	48

Number of girls in Year 11 who were on roll in January 2011 105

Percentage of girls in Year 11 who:

	achieved an A*-C Grade in:							Core subject indicator (3)
	English / Welsh	English	Welsh (2)	Science	Maths	Maths - Numeracy	Best of Maths	
School 2017/18	78	78	0	67	64	59	64	61
LA Area 2017/18	78	78	94	70	68	63	69	64
Wales 2017/18	74	72	83	68	62	58	65	58
School 15/16/17	73	73	0	78	58
School 14/15/16	72	72	0	83	57

(1) For details on approved qualifications, point scores and contribution to thresholds, please see the Qualifications Wales website (QW) at <https://www.qw.wales/>

(2) Note that the denominator for this indicator is the number pupils in Year 11 who entered Welsh First Language, rather than the total number of pupils in Year 11.

.. Data not available.

Achievement of the Skills Challenge Certificate by pupils in Year 11

	Percentage of pupils in Year 11 who:		Percentage of boys in Year 11 who:		Percentage of girls in Year 11 who:	
	Achieved the Foundation or National Skills Challenge Certificate at KB4	Achieved the National Skills Challenge Certificate at KB4	Achieved the Foundation or National Skills Challenge Certificate at KB4	Achieved the National Skills Challenge Certificate at KB4	Achieved the Foundation or National Skills Challenge Certificate at KB4	Achieved the National Skills Challenge Certificate at KB4
School 2017/18	72	46	61	32	82	58
LA Area 2017/18	90	80	88	78	92	85
Wales 2017/18	87	73	84	66	90	81
School 16/17/18	--	--	--	--	--	--
School 15/16/17	--	--	--	--	--	--

Achievement of the Welsh Baccalaureate By Pupils in Year 11

	Percentage of pupils in Year 11 who:		Percentage of boys in Year 11 who:		Percentage of girls in Year 11 who:	
	Achieved the Foundation or National Welsh Baccalaureate at KB4	Achieved the National Welsh Baccalaureate at KB4	Achieved the Foundation or National Welsh Baccalaureate at KB4	Achieved the National Welsh Baccalaureate at KB4	Achieved the Foundation or National Welsh Baccalaureate at KB4	Achieved the National Welsh Baccalaureate at KB4
School 2017/18	72	41	61	30	82	50
LA Area 2017/18	88	57	88	50	91	64
Wales 2017/18	85	51	82	45	89	58
School 16/17/18	--	--	--	--	--	--
School 15/16/17	--	--	--	--	--	--

(1) For details on approved qualifications, point scores and contribution to thresholds, please see Qualifications Wales website

(QW) at <https://www.qw.wales/>

-- Data not available

Pupils aged 17

	Number of pupils aged 17 who were on roll in January 2018: 123		Number of boys aged 17 who were on roll in January 2018: 57		Number of girls aged 17 who were on roll in January 2018: 66	
	Achieved the Level 3 threshold	Average wider points score	Achieved the Level 3 threshold	Average wider points score	Achieved the Level 3 threshold	Average wider points score
School 2017/18	99	548	97	492	100	598
LA Area 2017/18	97	698	97	631	98	758
Wales 2017/18	98	740	97	692	98	781
School 16/17/18	98	595	96	537	100	648
School 15/16/17	98	616	95	557	100	673
	Achieved 3 or more A level Grades A*-A or equivalent	Achieved 3 or more A level Grades A*-C or equivalent	Achieved 3 or more A level Grades A*-A or equivalent	Achieved 3 or more A level Grades A*- C or equivalent	Achieved 3 or more A level Grades A*-A or equivalent	Achieved 3 or more A level Grades A*-C or equivalent
School 2017/18	4	37	3	28	6	43
LA Area 2017/18	16	57	15	47	17	65
Wales 2017/18	13	58	13	50	14	64
School 16/17/18	6	36	1	25	9	45
School 15/16/17	6	36	1	24	11	47

Achievement of the Advanced Skills Challenge Certificate and Welsh Baccalaureate by pupils aged 17:

	Percentage of pupils aged 17 Who :		Percentage of boys aged 17 Who :		Percentage of girls aged 17 Who :	
	Achieved the Advanced Skills Challenge Certificate	Achieved the Advanced Welsh Baccalaureate	Achieved the Advanced Skills Challenge Certificate	Achieved the Advanced Welsh Baccalaureate	Achieved the Advanced Skills Challenge Certificate	Achieved the Advanced Welsh Baccalaureate
School 2017/18	46	35	47	37	45	33
LA Area 2017/18	67	60	60	52	72	67
Wales 2017/18	69	60	65	55	72	64
School 16/17/18	--	--	--	--	--	--
School 15/16/17	--	--	--	--	--	--

(1) For details on approved qualifications, point scores and contribution to thresholds, please see Qualifications Wales website
(Q/W) at <https://www.qualifications.wales.gov.uk/>

Bishop Vaughan School

School Type: Comprehensive 11-18

Lingulstic Delivery: English medium

SSSP 2018

LA/School No. 670 / 4600

Number of SEN Unit/Special Classes 2018: 0

Number of Pupils on Roll in NCY 11 2018: 198

Percentage of compulsory school age pupils eligible for FSM 16/17/18 ⁽¹⁾: 20.7

Percentage of pupils in year 11 on SEN register 2018: 19.7

(1) Used for all Free School Meal benchmarking tables. This indicator is only shown for mainstream secondary schools.

.. Data not available.

PUPIL DESTINATIONS 2018

	11					12					13					Total
	F	M	O	P	Total	F	M	O	P	Total	F	M	O	P	Total	
Continuing in full-time education - Same School	65	47	0	0	112	62	39	0	0	101	0	1	0	0	1	214
Continuing in full-time education - School	2	1	0	0	3	0	0	0	0	0	0	0	0	0	0	3
Continuing in full-time education - College	27	31	1	0	59	15	5	0	0	20	3	5	0	0	8	87
Continuing in full-time education - HE	0	0	0	0	0	0	0	0	0	0	44	41	0	0	85	85
GAP Year	0	0	0	0	0	0	0	0	0	0	0	0	0	0	0	0
Continuing in Part time Education	0	0	0	0	0	0	0	0	0	0	0	0	0	0	0	0
Entering employment outside WBYP	2	4	0	0	6	1	4	0	0	5	8	7	0	0	15	26
Entering WBYP (employed status)	2	4	0	0	6	1	2	0	0	3	1	0	0	0	1	10
Entering WBYP - (without employed status)	3	2	0	0	5	0	1	0	0	1	0	0	0	0	0	6
Able to Enter Emp, Ed or WBYP (Unemployed)	1	0	0	0	1	0	2	0	0	2	1	4	0	0	5	8
Unable OR NOT READY to enter Emp, Ed or WBYP (e.g. due to illness, custodial sentence)	2	4	0	0	6	1	0	0	0	1	0	0	0	0	0	7
Known to have left the area	0	0	0	0	0	0	0	0	0	0	0	1	0	0	1	1
Not responding to follow-up and therefore unknown	0	0	0	0	0	0	0	0	0	0	2	1	0	0	3	3
To be updated	0	0	0	0	0	0	0	0	0	0	0	0	0	0	0	0
Total	104	93	1	0	198	80	53	0	0	133	59	60	0	0	119	450

CURRICULUM PLAN 2017 – 2018

The school operates on fifty one-hour periods per fortnight. For all new pupils in Year 7, the school operates a 'foundation year' which acts as an appropriate transition from primary school and enables the individual assessment of abilities.

In Years 7 to 9, all pupils study the curriculum prescribed by law at Key Stage 3. Year 7, 8 and 9 pupils study either Spanish or French.

In each of Years 7 to 9, one of the classes is a smaller literacy focus class for those learners who need additional support with the core skills of reading, writing and spelling. This grouping allows pupils to access the curriculum with greater ease and assist them along their learning journey. In this literacy focus class, pupils are taught by a smaller number of teaching staff and supported by a dedicated team of teaching assistants in order to facilitate the progress of key literacy skills whilst still following the National Curriculum.

There are also two express classes in each year group targeted at stretching and challenging more able pupils in order to accelerate their learning and achievement.

The remainder of the year group is taught in broadly mixed ability groups, but with the narrower range of ability allowing for a more intensive focus on the development of skills.

The decision to place a pupil in a particular group is informed by both data and professional judgement. Movement between classes is fluid, reviewed on a half termly basis and can change within the year, according to the needs of the individual pupil.

Year 8 and 9 pupils are also grouped in Mathematics. At Key Stage 3, the core subjects of English, Mathematics and Science are studied for approximately 40% of the time.

In Years 10 and 11, all pupils study the curriculum prescribed by law at Key Stage 4. Core subjects are now studied for approximately 50% of the time, as most pupils study more Science. All pupils in Years 10 and 11 study Religious Education and Welsh to GCSE level, the Welsh Baccalaureate, plus a further three possible option subjects.

SPECIAL EDUCATION

Pupils with Additional Educational Needs are entitled to the full range of curriculum experiences and will, as far as possible, follow the same class syllabus as that of their peers. Teachers differentiate within the school by using a variety of teaching styles and presentation, different resources, worksheets, pace and complexity of information presented and level of teacher support. Pupils with learning difficulties are educated alongside their peers and additional learning needs department staff support pupils within subject areas across the key stages.

For pupils with specific learning difficulties (i.e. dyslexia, developmental coordination delay {DCD}, visual impairment, hearing impairment, physical impairment or behaviour) either in-class support or withdrawal from specific subject areas is arranged. In some cases, pupils are disapplied from specific areas of the National Curriculum. This information is provided by the pupil's statement. Pupils with specific learning difficulties are supported by a teacher qualified in teaching dyslexic pupils. Pupils with delayed receptive and/or expressive language development are supported by a teacher qualified in this area.

Outside agencies used by Bishop Vaughan include the Local Authority's Educational Psychology Service; specialist teachers for pupils with visual or hearing impairment; behaviour support team; CAMHS; Social Services; Community Paediatrician; Paediatric Physiotherapy and Occupational Therapy; EMAU (Ethnic Minority Achievement Unit). These agencies are contacted as and when required following identification by staff and head of Access to Learning (ALNCo).

ATTENDANCE

The official school attendance is 93% which is a slight drop (0.2%) on last year.

Areas for development

- It is clear that more work needs to be done in 2018-19 to improve attendance within the family and Local Authority context.
- Increased focus has been placed at year group and tutor group level on attendance especially for FSM learners who experience the material effects of disadvantage. An aim for school in 18/19 will be to reduce the difference in FSM/ non FSM attendance to less than 1%
- There is a difference in the attendance of boys and girls attendance. Girls' attendance is lower over the last three years by 0.8 in 2015/16 and 0.5 in 2016/18. The gender difference is higher than FLAW. An aim for 2018/19 will be to reduce the gender gap to 0.1 for 18/19.
- Address persistent absence at less than 90%.
- To meet our whole school target of 95% and to improve our quartile position for 2018-2019.
- Investigate patterns of girls' attendance. There is a difference in the attendance of boys and girls attendance. Girls' attendance is lower over the last three years by 0.8 in 2015/16 and 0.5 in 2016/18. The gender difference is higher than FLAW. An aim for 2018/19 will be to reduce the gender gap to 0.1 for 18/19.

SPORTING AIMS

The Physical Education department aims to give pupils a range of sporting experiences which will help to develop a positive attitude towards pupils leading a healthy balanced lifestyle.

Key Stage 3 pupils have the opportunity to participate in gymnastics, fitness activities, a variety of competitive games along with athletics and orienteering. The emphasis for Key Stage 4 pupils is on fitness activities and a variety of games: rugby, football, netball, hockey, basketball, volleyball as well as a number of minor team games.

Football: Congratulations once again to four out of our five football squads who all won their respective Swansea East Leagues and qualified for the semi-final stages of the Swansea Schools Cup. Year 11 went on to reach the Swansea Schools Finals which was played on May 24th. They were once again unlucky to come up short against a very strong opposition. The teams in Years 7-10 unfortunately lost at the semi-finals stage.

Year 9 Welsh Cup Champions: Last year, the team sat down together to discuss targets for this season and all the boys identified the Welsh Cup as their main goal. On Sunday 13th May in North Wales, they achieved this. Their attitude was excellent and although not at their best they outclassed their opponents from Ysgol Llangefni. This was a huge achievement for the whole school as the last time we won a Welsh Cup was in the 1994 -95 season with 3 goals from AW, father of MW who was in this Year 9 squad.

Two pupils were selected for the Wales U16s Football Squad.

Girls' football has grown in popularity throughout the year and they have relished the opportunity to take part in competitive matches and tournaments. Our Year 7, 8 and 9 girls in particular have enjoyed weekly training as well as Swansea and Welsh Cup fixtures. Our Year 7 and 8 combined team came out as Swansea Schools' Runners up and we have been extremely proud of their efforts.

Rugby: We have seen some excellent Rugby performances this season and we now have more boys playing more regularly than ever before. Our club link up has improved and as a result has made us far stronger on the field. We have had at least 12 boys across KS3 classes join community clubs. We have played 26 fixtures in total and hoped to get more but struggled with staffing.

Swansea Plate Finalists: after a tough season, the Year 9 boys reached the Plate Final and despite having two strong players out due to injury they made a very good account of themselves vs a strong Cefn Hengoed side who have developed very well under their Rugby Development Officer.

Cricket is growing in popularity this year with weekly 'nets' practice (taking place in the school's gym) for Year 7 – 10. The County Cricket competition was played on a festival basis this year at the end of June. The competition proved a tough test with two 20 over games being played back-to-back. The Year 7 squad struggled against very experienced Cwmtawe and Bryntawe squad whereas our Year 9 boys very narrowly lost out to Cwmtawe after a comfortable victory over Bryntawe.

Athletics is beginning to gain a higher status within the school due to the promotion of the Year 7 Swansea Schools' Cup match, the County Athletics Championships and the County Cup Competition. There were many notable performances from the Year 7 pupils on Friday 11th May. Our boys team finishing 2nd and Girls finishing 7th and such was the difference with the amount of points scored by boys we finished 2nd overall (out of all Swansea

Schools) behind a very experienced Gwyr team.

The Cup competition is a priority for us and takes place on June 20th for the four separate teams (Junior Boys / Girls and Middle Boys / Girls). We feel that if we can harness the potential of our pupils then our teams have a strong possibility of placing well in all competitions. We have started a new Athletics club after school every Tuesday which is proving extremely popular with over 20 pupils attending each session so far. We have also seen an increase in the number of pupils attending Swansea Harriers which is testament to the hard work and encouragement from the staff. This is already proving to have an impact on GCSE performances.

Particular congratulations are go to several of our pupils who have already qualified for and competed for Afan Nedd Tawe County in Cross Country, Indoor Cup and Track Teams.

Netball: Our target is to get more of players involved in Community Clubs to increase the opportunity to play at a higher level. Considering our lack of facilities, our girls continue to work hard. Next year our aim is to offer more opportunity and play in more regular fixtures / Cup competitions by coinciding Netball, Football and Rugby when travelling to away venues, as we are the only school in the County who cannot host matches due to our facilities.

Basketball: The Year 10/11 team have training every Friday at lunch time and this has been absolutely outstanding. The level of effort and commitment has really brought out the best in pupils. This really payed off in the GCSE Moderation where the feedback was extremely positive about this group of boys.

We also offer a weekly session for Year 7 only and regularly get at least 15 boys taking part. Skill levels have improved greatly and 3 boys have gone on to join clubs outside of school.

Cross country: The first event of the year took place on Monday 9th October and over forty Bishop Vaughan pupils put themselves forward to run. Bishop Vaughan had several outstanding performances, winning the Year 7 boys and Year 8 boys, placing seven Year 9 boys in the top fifteen and coming 2nd in the Year 10 boys' category, with three Year 9 girls also finishing in very respectable places with very good times.

Jiu Jitsu: The Jiu Jitsu classes have begun and take place on Monday lunch times. It has proved a popular class and the pupils involved have thoroughly enjoyed the sessions so far.

Body Balance: As part of a new drive to improve health and well-being at Bishop Vaughan the school is now offering Stretching and Mindfulness on the PE curriculum. Students from Year 8 to Year 11 have been enjoying learning how to balance their body and breathe in their new PE classes. The feedback has been immensely positive and students have been saying how relaxed they feel and how much they have enjoyed the new experience that calms both mind and body.

Stretching classes for KS3 have started and feedback from staff and pupils has been very positive. At KS4 pupils have been given the choice to opt for which activities they would like with Stretching proving to be a popular choice. Once again the feedback has been excellent.

Indoor Rowing: Wales Rowing coaches were invited in to school and over eighty pupils signed up for hour long workshops. Many pupils did extremely well with two KS3 girls and several KS4 boys achieving National standard results. From this school has entered an Indoor Rowing League and will be attending the Welsh Indoor Rowing Championships in Cardiff in November.

Pen-Y-Bryn Sports Day: Bishop Vaughan pupils were invited to help out with Pen-Y-Bryn

sports day. Pupils participated in wheelchair basketball, sitting volleyball, boccia (a form of indoor bowls) and indoor athletics. The day was extremely successful and the feedback from Pen-Y-Bryn staff was outstanding. The pupils involved really did themselves and the school proud.

Weightlifting; Welsh Weightlifting Coaches will be running a workshop on Thursday 26th October for pupils of all ages to have an introduction to the basic movements involved in the sport. This is something we are strongly encouraging pupils to take part in and look forward to seeing those who sign up for a six week course starting after October half term.

THE USE OF THE WELSH LANGUAGE

The school is an English medium school that conducts its business and lessons essentially through the medium of English. However, in accordance with a whole school plan, there has been significant development in the use of the Welsh language in school signage, publication and in incidental communication. A very small minority of pupils come from families or communities that speak Welsh.

- Lessons in all key stages are conducted in English, with incidental Welsh being used in greetings, basic instructions, days/date. Welsh is also used in feedback to pupils/markings comments. The school has several Welsh speaking members of staff and could, in theory, provide some lessons through the medium of Welsh (e.g. Geography). There is, however, no demand for such provision at present.
- Outside formal Welsh lessons, the Welsh language is used incidentally in assemblies. In some lessons and tutorials, classes say the Lord's Prayer in Welsh. Many tutorials have also learned the 'Hail Mary' in Welsh, and nearly all pupils say the 'Sign of the Cross' in Welsh in tutorial, assemblies and in lessons. The weekly prayer bulletin has all generic items in Welsh as well as English. It is expected that *Classwork*, *Homework*, the day and date are in Welsh in all pupils' books. It is increasingly common to hear some instructions being given in Welsh, e.g. *eisteddwch*, *dim siarad*.
- Pupils are able to use Welsh incidentally but may use Welsh with increasing sophistication depending on the language ability of the teacher.
- All pupils receive Welsh lessons as part of their basic entitlement apart from those disapplied as part of their ALN statement. At KS4, pupils can choose to follow a full course GCSE.
- A weekly Welsh Club for pupils in KS3 is well attended. Pupils are able to take part in language games such as Connect 4, Guess Who, Bingo, Darts, Who Wants To Be A Millionaire, and have the opportunity to have a 'hunlun' (selfie) in our Welsh Club photo frame wearing some Welsh themed props and all pupils enjoy a Welsh cake before they leave. Welsh Club has been very popular this year with pupils in Years 7 and 8 and approximately thirty pupils attend weekly.
- A weekly after school Welsh lesson is taught to a group of pupils in Year 11, the extra provision allows pupils to follow the full course GCSE in Welsh as opposed to the short course. All pupils are timetabled two statutory Welsh lessons a fortnight to study the GCSE short course, therefore the additional weekly lesson means pupils receive four Welsh lessons a fortnight allowing appropriate time to follow the full course GCSE curriculum. This is in a bid to increase the number of entries in full course Welsh and to provide the more able pupils in Year 11 the opportunity to acquire an additional GCSE. Currently twenty-four attend weekly and are committed to the additional workload. Pupils achieved 100% A*-C outcomes, a rise

from 88% in 2017.

SCHOOL DEVELOPMENT PLAN

Progress in relation to the SDP targets is highlighted on the following page. This version of the SDP is the 'pupil friendly' version printed in all pupil planners. that This RAYG rating evaluation of progress is a product of discussions amongst the Leadership team, Middle Leaders, members of the Governors' Standards and Curriculum committee and the entire Governing Body. The various strands are colour coded according to green (excellent progress), yellow (good progress), amber (satisfactory progress) and red (which requires attention).

The Estyn report that was published in April noted that "The school improvement plan links closely to self-evaluation findings and sets out clearly the school's priorities. It outlines targets, broad actions and resources suitably."

School Development Plan Outline 2017- 18

